





Insulating Glass Production Line  
 Min Glass Size:300X450mm  
 Max:2700X4000mm

	Power Supply	3P 380V/1P 220V 50KW
	Air	≥0.7Mpa
	Water	Water consumption-0.5t/h Water conductivity≤50μs/cm

14	Automatic Aluminum Spacer Bending Machine	4.32kW	0.6MPa	07	Assembly And Press Machine	3kW	0.6MPa
13	Desiccant Automatic Filling Machine	0.5kW	0.6MPa	06	Inspecting Conveyor III	0.4kW	
12	Butyl Extruder	2.75kW	0.6MPa	05	Spacer Attaching Section	0.4kW	0.6MPa
11	Spacer Moving Machine	0.2kW		04	Inspecting Conveyor II	0.4kW	
10	Elevator			03	Inspecting Conveyor I	0.4kW	
09	Insulating Glass Sealing Robot	15kW	0.6MPa	02	Washing Machine	23kW	0.6MPa
08	Tilting Table	0.6kW	0.6MPa	01	Input Conveyor	0.4kW	
No	Title	Power	Air	No	Title	Power	Air

		Signature	
		Examine	
Date			
HJ-LINE-P-GF-4008S			
160601-E1			